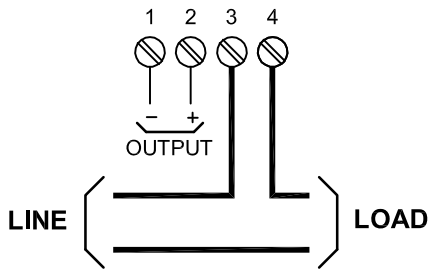
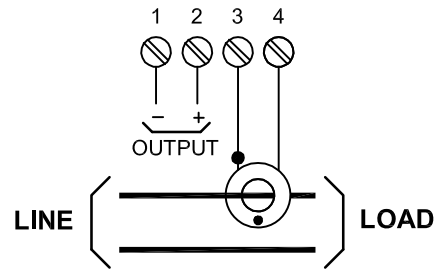


DIRECT CONNECTION

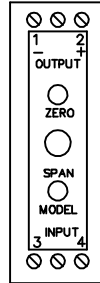


"A" MODELS (SELF-POWERED)

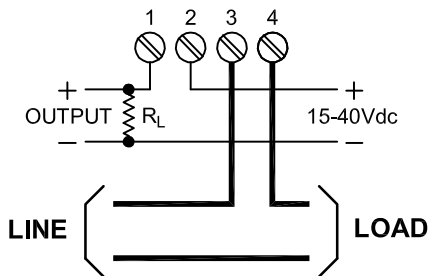
EXTERNAL CURRENT TRANSFORMERS



"A" MODELS (SELF-POWERED)

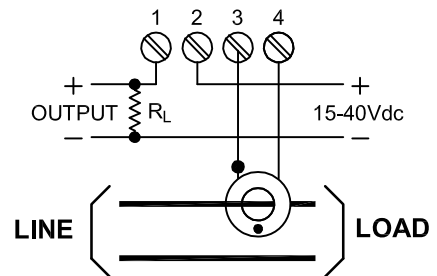


DIRECT CONNECTION

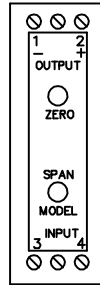


"E2" MODELS (LOOP-POWERED)

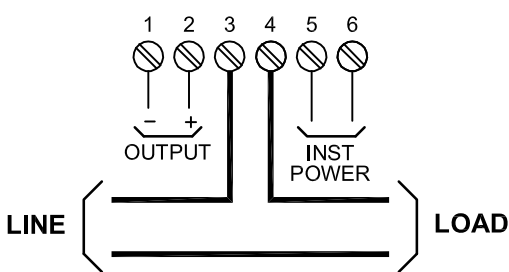
EXTERNAL CURRENT TRANSFORMERS



"E2" MODELS (LOOP-POWERED)

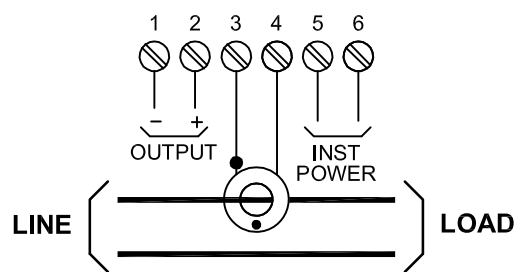


DIRECT CONNECTION

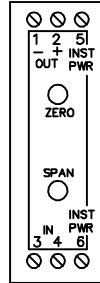


"E" MODELS (4-20mA OUTPUT)

EXTERNAL CURRENT TRANSFORMERS

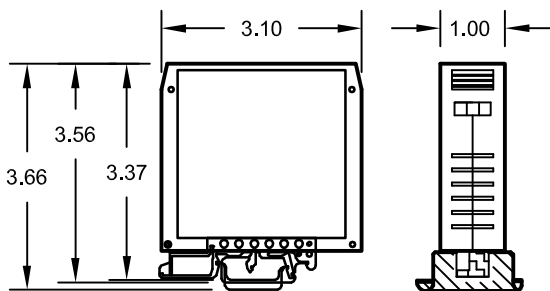


"E" MODELS (4-20mA OUTPUT)



CASE DIMENSIONS

UNIT CAN BE MOUNTED ON:
STANDARD 35MM TOP-HAT DIN-RAIL (DIN3) PER EN 50022 OR STANDARD 32MM "G" DIN-RAIL (DIN1) PER EN 50035.



ALL DIMENSIONS IN INCHES.

"A" MODEL OUTPUT SELECTION

UNITS ARE SHIPPED WITH 0-1mA SETTING. REMOVE SNAP BUTTON FOR ACCESS TO DIP SWITCHES.

OUTPUT REQUIRED	SWITCH 1 POSITION	SWITCH 2 POSITION
0-1mA	OFF	OFF
0-5V	ON	ON
0-10V	ON	OFF

Dwg# 0902-00572-B Rev B

INSTALLATION INSTRUCTIONS

1. Installation should be performed by qualified electricians only!
2. Electrical service must be disconnected before making any electrical connections!
3. Branch circuit protection is required to be provided in accordance with the National and Local codes of the inspection authority.
4. Route wires as required and secure to terminals per connection diagram on this sheet and on the unit.

OPERATING INSTRUCTIONS

1. This unit is intended for indoor use at altitudes up to 2000 meters.
2. Transient overvoltages according to Installation Category (overvoltage) II, Pollution Degree 2.
3. The output signal is intended to be "Not accessible to the user." To prevent contact with live circuits, the transducer must be mounted in an enclosure that requires the use of a tool for access.
4. If cleaning of the exterior surface is necessary, de-energize all services of supply (both measuring and instrument power circuits) and brush with a soft brush or blow off with low-pressure air. Use appropriate eye protection. Not suitable for hose-down cleaning.
5. Maximum relative humidity 80 percent for temperatures up to 31°C decreasing linearly to 50 percent relative humidity at 40°C.
6. Maximum operating temperature range is -20 to +65°C (-20 to +40°C for "E" suffix models).

WARRANTY STATEMENT

Ohio Semitronics Inc. warrants this unit to be free of defects in material and workmanship for a period of five years from date of shipment. This unit must not be used in any manner other than as specified in this document.