

AC INPUT / DC OUTPUT

DESCRIPTION

The SCT is a split-core current transformer integrated with a current transducer to provide current measurement ranges up to 500Aac. Outputs of 0-1mAdc, 0-5Vdc, or loop-powered 4-20mAdc are available.

The output is proportional to the average absolute value of the input and is calibrated to represent the RMS value of a sine wave.



FEATURES

- Insensitive to polarity
- Split-core design for easy installation
- Accurate and reliable from 50-400Hz.

APPLICATIONS

- Designed for applications requiring accurate current measurements.



INPUT AC AMPS	STANDARD OUTPUTS MODEL SCT-		
	0-1mAdc*	4-20mAdc**	0-5Vdc*
0-50	050A	050E2	050CX5
0-100	100A	100E2	100CX5
0-200	200A	200E2	200CX5
0-300	300A	300E2	300CX5
0-400	400A	400E2	400CX5
0-500	500A	500E2	500CX5

ORDERING INFORMATION
 Example: 100 Amp AC Input with 4-20mA Loop-Powered Output.
SCT-100E2

* models are self-powered from measured line.
 ** 4-20mA loop-powered models require 15-40Vdc supply.

SPECIFICATIONS

INPUT

Current See Table
 Frequency Range 50 to 400Hz
 Burden 0.5VA max.
 Current overload 5 X rating for 10s/hr

DIELECTRIC TEST

Input/Output/Case 1800Vac

INSTRUMENT POWER

"A" & "CX5" models Self-powered
 "E2" models 15-40Vdc

OUTPUT

Response (to 90%) <300ms
 Loading
 "A" models 0-1mA models 0-10kΩ
 "CX5" models ... 0-5Vdc models >100kΩ
 "E2" models 4-20mA models 0-500Ω

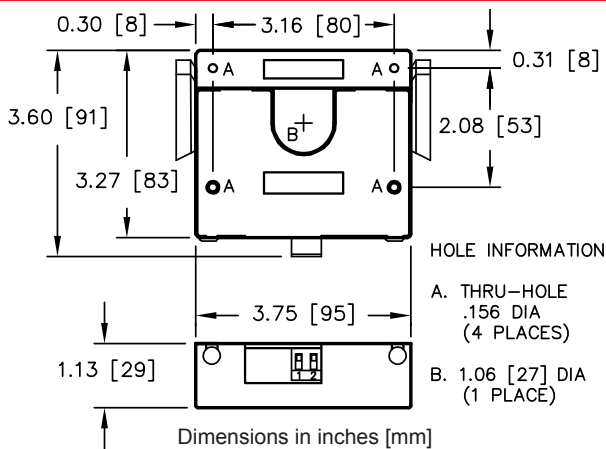
ACCURACY

25°C, 60Hz ±0.5% F.S.
 All conditions ±0.7% F.S.
 Output Ripple <0.5% F.S.

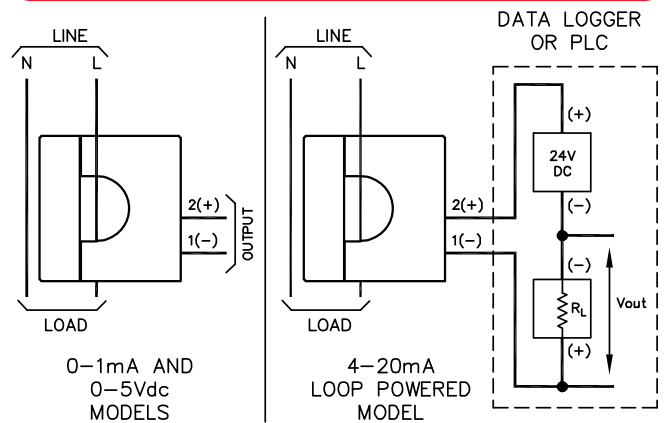
TEMPERATURE & PHYSICAL

Temperature Range -20°C to 60°C
 Net Weight 1.0 lb

CASE DIMENSIONS



CONNECTION DIAGRAMS



Dwg# 0902-00361-B Rev G

INSTALLATION INSTRUCTIONS


1. Installation should be performed by qualified electricians only!
2. Make sure electrical service is disconnected before making any electrical connections.
3. Branch circuit protection is required to be provided in accordance with the National and Local codes of the inspection authority.
4. Route wires as required and secure to terminals per connection diagram on this sheet and on the unit.
5. Transducers are suitable for installation on 600Vac lines.
6. To prevent contact with live circuits, when installed on a bare bus bar, the transducer is required to be mounted in an enclosure that requires the use of a tool for access. When installed on an insulated cable this second enclosure is not required.

OPERATING INSTRUCTIONS

1. This unit is intended for indoor use at altitudes up to 2000 meters.
2. Transient overvoltages according to Installation Category (overvoltage category) II, pollution Degree 2.
3. If cleaning of the exterior surface is necessary, de-energize all services of supply (both measuring and instrument power circuits) and brush with a soft brush or blow off with low-pressure air. Use appropriate eye protection. Not suitable for hose-down cleaning.
4. Maximum relative humidity 80 percent for temperatures up to 31°C decreasing linearly to 50 percent relative humidity at 40°C.
5. Maximum operating temperature range is -20°C to 60°C.



UL approved for USA
and Canada



Equipment approved
as Double Insulated



Direct current (dc)

WARRANTY STATEMENT

Ohio Semitronics Inc. warrants this unit to be free of defects in material and workmanship for a period of five years from date of shipment. This unit must not be used in any manner other than as specified in this document.